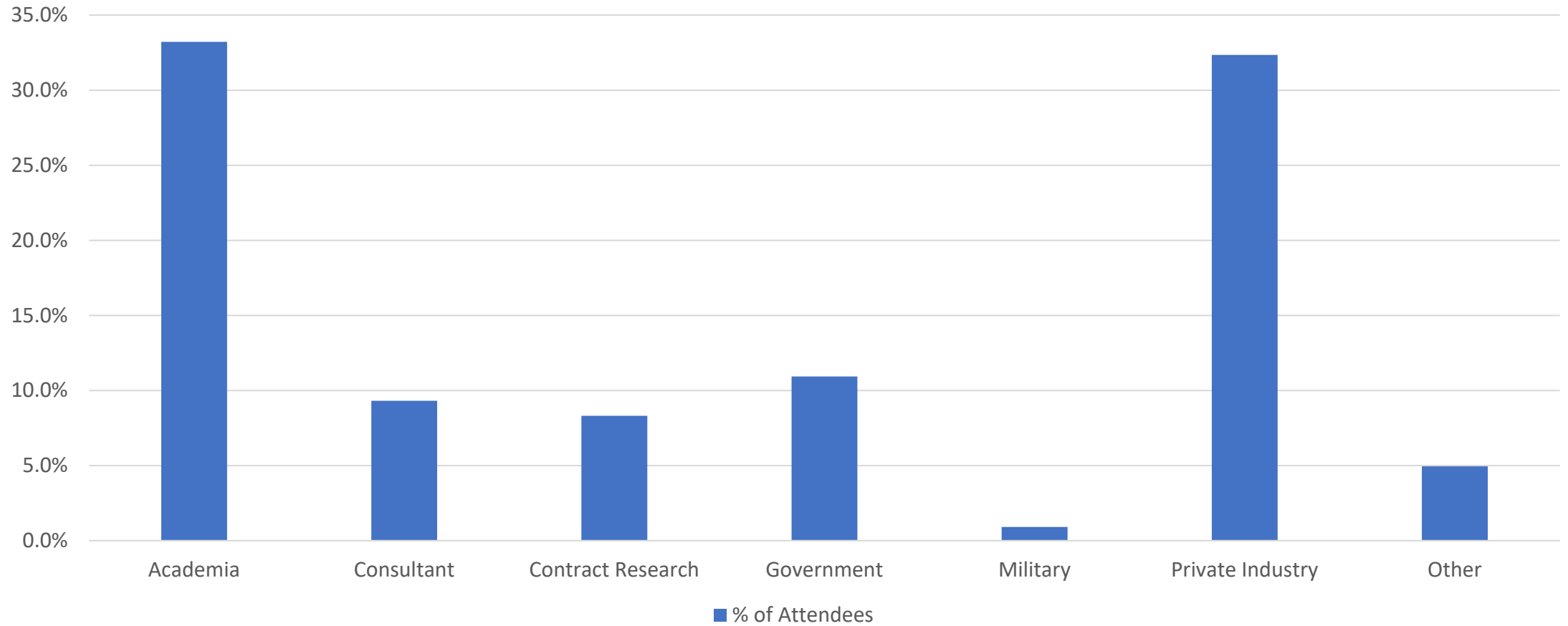


2019 SOT Attendee Demographics

SOT 58th Annual Meeting & ToxExpo
Baltimore, MD



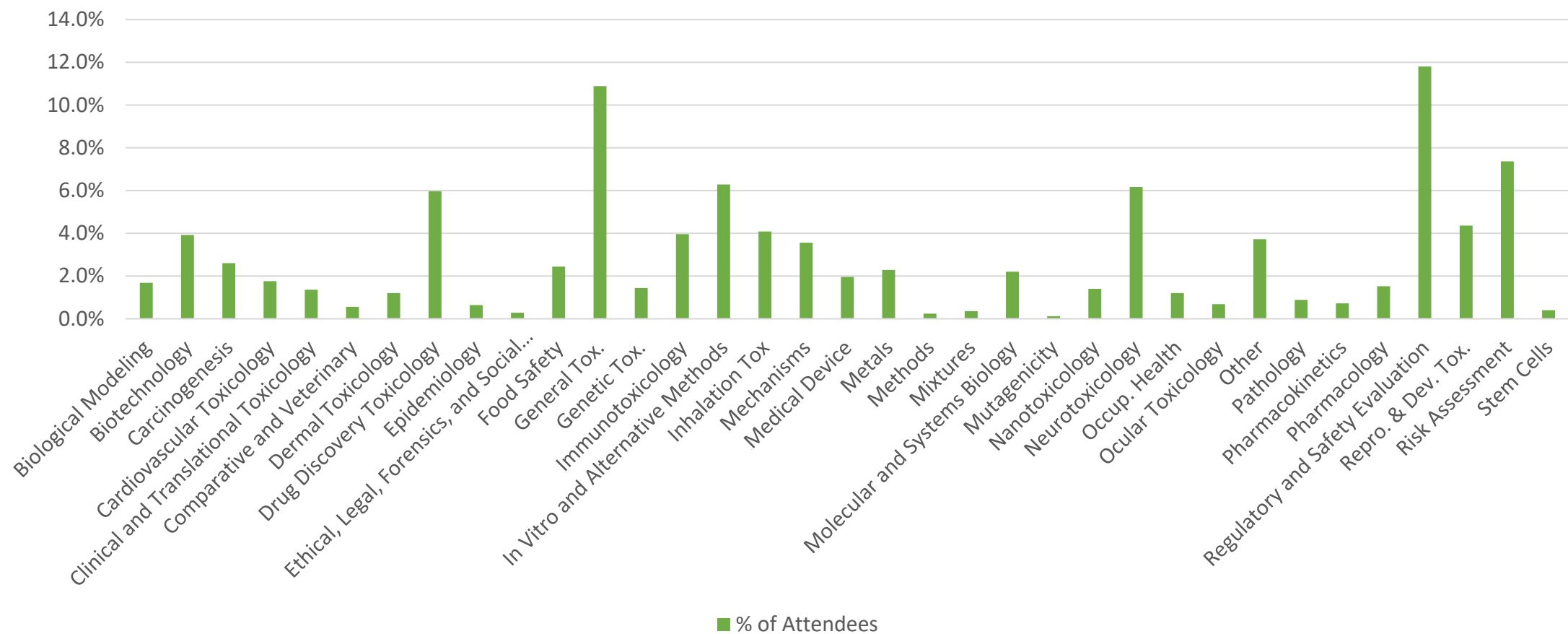
Organization Type (N=2405)



Organization Type (N=2405)

Organization Type	% of Attendees
Academia	33.2%
Consultant	9.3%
Contract Research	8.3%
Government	10.9%
Military	0.9%
Private Industry	32.3%
Other	4.9%

Field of Work (N=2499)



Field of Work (1 of 3) (N=2499)

Field of Work	% of Attendees
Biological Modeling	1.7%
Biotechnology	3.9%
Carcinogenesis	2.6%
Cardiovascular Toxicology	1.8%
Clinical and Translational Toxicology	1.4%
Comparative and Veterinary	0.6%
Dermal Toxicology	1.2%
Drug Discovery Toxicology	6.0%
Epidemiology	0.6%
Ethical, Legal, Forensics, and Social Issues	0.3%
Food Safety	2.4%

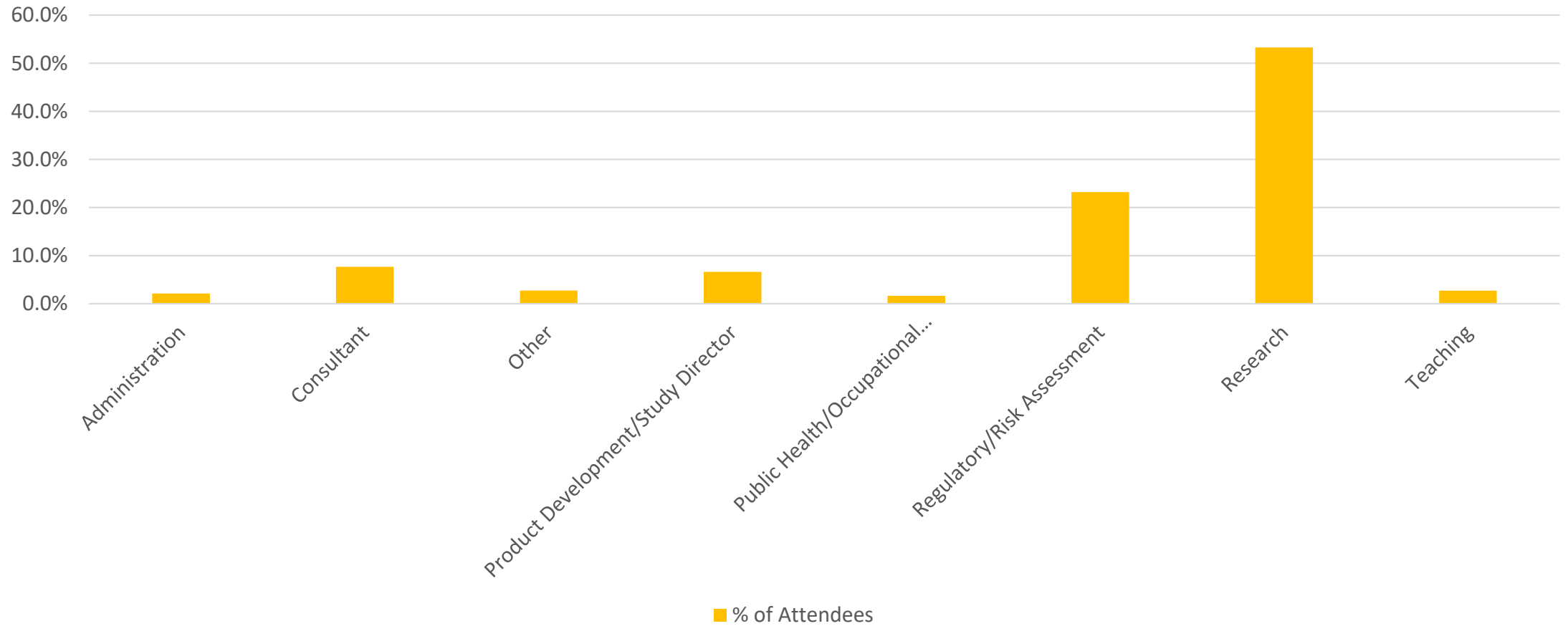
Field of Work (2 of 3) (N=2499)

Field of Work	% of Attendees
General Tox.	10.9%
Genetic Tox.	1.4%
Immunotoxicology	4.0%
In Vitro and Alternative Methods	6.3%
Inhalation Tox	4.1%
Mechanisms	3.6%
Medical Device	2.0%
Metals	2.3%
Methods	0.2%
Mixtures	0.4%
Molecular and Systems Biology	2.2%
Mutagenicity	0.1%

Field of Work (3 of 3) (N=2499)

Field of Work	% of Attendees
Nanotoxicology	1.4%
Neurotoxicology	6.2%
Occup. Health	1.2%
Ocular Toxicology	0.7%
Other	3.7%
Pathology	0.9%
Pharmacokinetics	0.7%
Pharmacology	1.5%
Regulatory and Safety Evaluation	11.8%
Repro. & Dev. Tox.	4.4%
Risk Assessment	7.4%
Stem Cells	0.4%

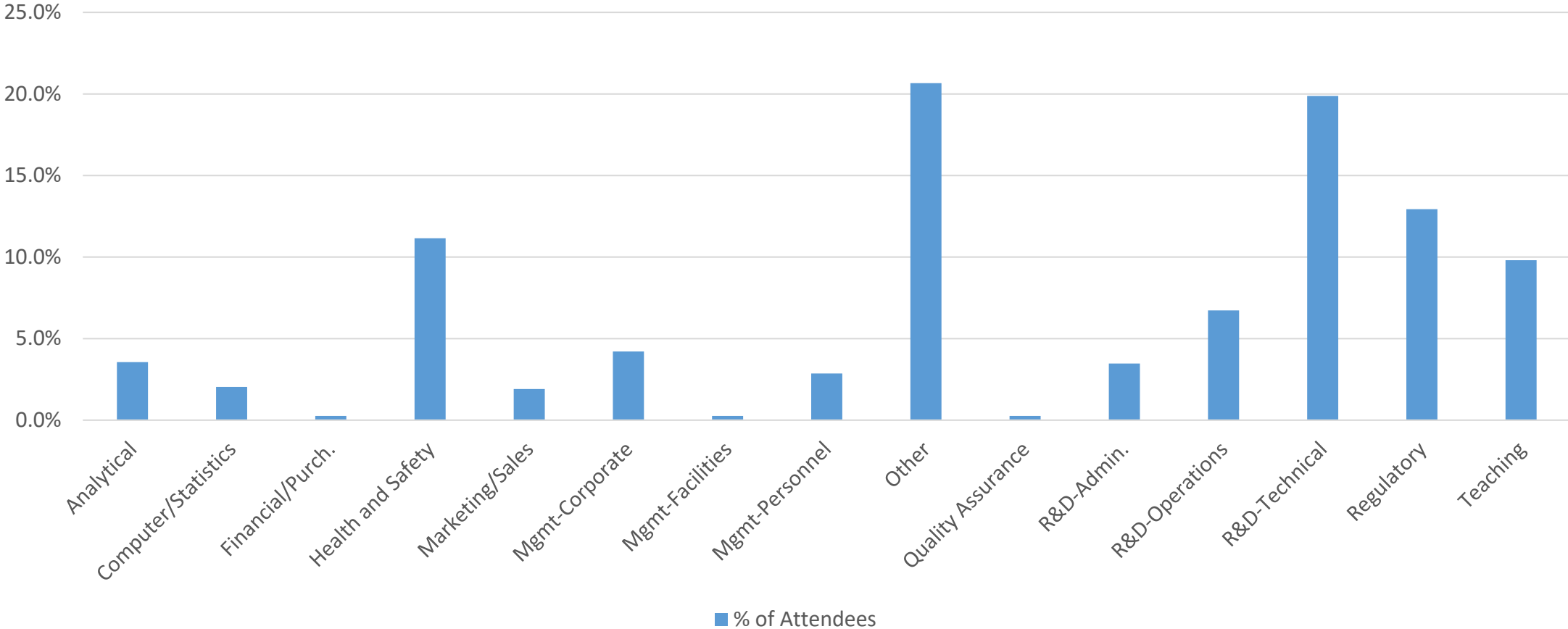
Principal Activity (N=2840)



Principal Activity (N=2840)

Principal Activity	% of Attendees
Administration	2.1%
Consultant	7.7%
Other	2.7%
Product Development/Study Director	6.6%
Public Health/Occupational Medicine/Industrial Hygiene	1.7%
Regulatory/Risk Assessment	23.2%
Research	53.3%
Teaching	2.7%

Job Function (N=2304)



Job Function (1 of 2) (N=2304)

Job Function	% of Attendees
Analytical	3.6%
Computer/Statistics	2.0%
Financial/Purch.	0.3%
Health and Safety	11.2%
Marketing/Sales	1.9%
Mgmt-Corporate	4.2%
Mgmt-Facilities	0.3%

Job Function (2 of 2) (N=2304)

Job Function	% of Attendees
Mgmt-Personnel	2.9%
Other	20.7%
Quality Assurance	0.3%
R&D-Admin.	3.5%
R&D-Operations	6.7%
R&D-Technical	19.9%
Regulatory	12.9%
Teaching	9.8%

Purchasing Responsibilities (N=2265)



Purchasing Responsibilities (N=2265)

Purchasing Responsibilities	% of Attendees
I make purchasing decisions	35.8%
I influence purchasing decisions	31.5%
I do not participate in purchasing decisions	32.8%